

---

# INDUSTRIAL TANKS

---



# VERTICAL TANKS

Part No.	Gallons	Brimful	Diameter	Height	Manway
153--	22	22	18"	23"	2"
H15401--	30	30	23"	23"	10"
1000101N--	35	35	22"	36"	6"
H15407--	50	50	23"	38"	10"
568045002	60	60	26"	40"	14"
155--	65	70	23"	46"	6"
569045002	90	94	34"	36"	14"
8010--	110	115	33"	41"	10"
570045002	120	125	34"	50"	14"
H15402--	120	120	32"	39"	8"
571045002	150	155	34"	60"	14"
H15404--	190	205	42"	47"	10"
572045002	200	213	40"	56"	14"
154--	200	235	40"	48"	6"
H15403--	200	200	36"	59"	10"
8020--	200	215	33"	69"	10"
573045002	250	260	40"	67"	14"
574045002	275	285	47"	56"	14"
163--	300	300	35"	80"	18"
H16302--	290	310	42"	59"	8"
H16301--	300	300	36"	82"	10"
8030--	300	315	33"	94"	10"
8040--	300	318	46"	51"	10"
575045002	330	342	47"	66"	14"
H16303--	330	360	48"	55"	10"
576045002	360	373	53"	56"	14"
174--	400	400	45"	62"	18"
577045002	440	456	53"	67"	14"
578045002	500	518	53"	74"	14"
H18001--	525	525	48"	74"	18"
167--	550	550	64"	49"	10"
180--	550	550	48"	75"	18"
182--	550	580	64"	47"	18"
8060--	550	580	64"	46"	18"
H17001--	700	700	48"	99"	18"
H17002--	710	710	60"	68"	18"
181--	850	845	48"	117"	18"
H18301--	1000	1000	60"	89"	18"
183--	1100	1100	64"	90"	18"
171--	1100	1100	86"	55"	18"



• **Industrial (ASTM D-1998-06) and Commercial design standards available.**

• **Material options for a diverse range of application requirements:**

- High-density linear polyethylene (HDLPE)\*-black and natural white color - Complies with FDA Regulation 177.1520 and NSF standard 61.

- Cross-linked, high-density polyethylene (XLPE) - black and natural white color.

\*Opaque white sodium hypochlorite resin #880059.

\*Sulfuric acid HDLPE resin #880046.

• **Available with seismic zone 4 and UBC 110 mph wind restraint tie-down systems. Systems meet UBC-1997, CBC 2001 and IBC 2003 codes.**

• **Specific gravity ratings are based on the industry's most severe calculation.**

• **Standard specific gravity choices are 1.5 and 1.9, other ratings are available upon request.**

• **All materials are UV stabilized for long-term outdoor service.**

Part No.	Gallons	Brimful	Diameter	Height	Manway
H18302--	1200	1200	60"	109"	18"
H18304--	1300	1400	72"	87"	18"
H18401--	1400	1500	60"	128"	18"
177--	1500	1500	86"	72"	18"
184--	1550	1550	64"	124"	18"
H17801--	1900	1900	72"	119"	18"
8300--	1900	1950	64"	147"	18"
H50501--	2000	2000	96"	84"	18"
5050/8130	2000	2100	90"	88"	18"
5090/8140	2500	2600	90"	107"	18"

# VERTICAL TANKS

Part No.	Gallons	Brimful	Diameter	Height	Manway
H50901--	2600	2600	96"	98"	18"
8390--	2650	2980	102"	97"	18"
H51301--	3000	3000	96"	111"	18"
5130/8160	3000	3150	90"	127"	18"
7410--	3000	3200	102"	96"	18"
8170--	3200	3250	86"	138"	18"
8190--	3650	3986	102"	126"	18"
5190--	3900	4100	90"	163"	18"
7360--	4100	4100	102"	130"	18"
8200--	4100	4400	120"	100"	18"
H74201--	4300	4300	120"	104"	18"
5210--	4400	4600	90"	182"	18"
7420--	4500	4700	102"	142"	18"
H70004--	4500	5300	143"	91"	18"
H70001--	4600	5100	120"	116"	18"
8210--	4650	5000	102"	154"	18"
5480--	4900	5100	90"	202"	18"
1002100--	5000	5100	102"	154"	18"
7020--	5500	5600	90"	221"	18"
7000--	5500	6000	120"	132"	18"
5250--	5600	6350	142"	102"	18"
7430--	6000	6300	102"	188"	18"
H71401--	6000	6500	120"	145"	18"
8220--	6200	6300	120"	140"	18"
7140--	6500	7000	120"	153"	18"
H53001--	6600	7100	120"	158"	18"
H53005--	6600	7600	143"	123"	18"
5300--	7000	7700	142"	122"	18"
7440--	7500	7800	102"	234"	18"
H53203--	8000	8875	143"	144"	18"
H53003--	8100	8300	120"	186"	18"
7400--	8500	8950	120"	194"	18"
5360--	8750	9250	142"	143"	18"
7450--	9500	9900	120"	215"	18"
5330--	10,500	10,850	142"	169"	18"
H53303--	10,500	10,500	143"	177"	18"
5350--	12,500	12,750	142"	198"	18"
5370--	15,000	15,250	142"	235"	18"
5380--	16,500	16,800	142"	258"	18"



## NARROW VERTICAL STORAGE TANKS



### Narrow Vertical Storage Tanks feature:

- 18" manways for easy clean-out.
- Narrow 29" width designed to fit through 30" doorways.
- Fitting inset to protection against impact damage.

NARROW STORAGE TANKS			Length	Width		
10016--	300 NST	300	60"	29"	57"	18"
10017--	400 NST	400	60"	29"	71"	18"

# DOUBLE-WALL TANKS



Smaller dual-containment tanks provide added safety and environmental protection in more confined or remote storage locations. The advanced double-wall tank design is enclosed to prohibit foreign matter from entering the secondary containment tank, and a unique octagonal shape provides optimal spacing and sealing surface for the industry's most reliable transition fitting.

DUAL CONTAINMENTS - MINI-BULK					
Part No.	Style	Gallons	Diameter	Height	Manway
1000200--	DCT	35	22"	36"	6"
1000300--	DCT	60	26"	41"	14"
5980--	DCT	120	34"	49"	14"
1000400--	DCT	150	34"	60"	14"
1000500--	DCT	275	47"	60"	14"
1000600--	DCT	360	53"	60"	14"
1000800--	DCT	500	53"	79"	14"

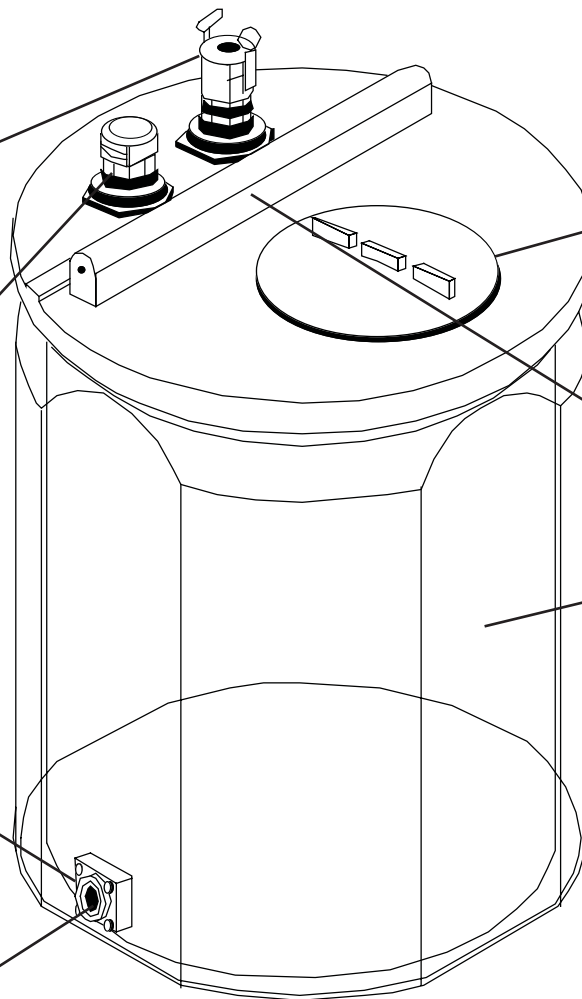
**Enclosed Double-Wall Tank** prevents foreign matter from entering outer containment tank.

**Top Draw-Tube Assembly** enables material contents to be safely dispensed from the top of the tank. (optional)

**2" Vent** provides vacuum relief for interior tank. (optional)

**Available in XLPE and HDLPE** resin packages.

**Transition Fitting** allows side safe installation and long-term sealing power through both walls of your dual containment tank. (optional)



**Primary Tank** is available in both closed and open-top tank designs.

**Large Flat Surface Area** provides ample space for a variety of fitting sizes and styles.

**Two Tanks** within one design provide double-wall protection.

**Rib Reinforced Flat Top Design** provides ample surface space for chemical feed pump mounting.

**Narrow Diameter** provides location versatility in that it can fit through most any doorway.

**Secondary Containment Tank** provides 120% of inner tank's capacity. Complies with CFR-264.193.

# DOUBLE-WALL TANKS



The revolutionary Captor Containment System is designed to alleviate the ever-changing environmental and safety concerns regarding bulk chemical storage and containment for the 21st century. Captor's unique tank-in-a-tank design enables users and specifiers to incorporate advanced performance and safety features on a bulk-handling system, which provides total containment protection. Captor's double-wall construction is completely enclosed so that external matter, such as dust, rain and snow is prevented

from collecting in the outer containment tank. Besides delivering unparalleled performance benefits, Captor Containment Systems also contribute to your company's bottom line by significantly reducing installation and procurement cost. Captors are shipped fully assembled on either a standard or wide-load flatbed trailer, which reduces comparable costs by an average of 35 percent.

CAPTOR CONTAINMENT SYSTEMS				
Part No.	Gallons	Diameter	Height	Manway Diameter
5040--	550	76"	65"	18"
5470--	1100	76"	104"	18"
5490--	1550	76"	136"	18"
5570--	2000	102"	103"	18"
5580--	2500	102"	122"	18"
5590--	3000	102"	142"	18"
5600--	3500	102"	158"	18"
5610--	4000	102"	178"	18"
5620--	4500	102"	197"	18"
5630--	5000	102"	216"	18"
5660--	5500	120"	172"	18"
5670--	6500	120"	199"	18"

**U-vent Assemblies** are available in a variety of sizes to relieve stress from vacuum or pressure.

**Top Lifting Eyelets** make tank unloading and site handling easier and safer.

**Fill and/or Draw Pipe Assemblies** can be installed to facilitate different material loading or unloading requirements. (optional)

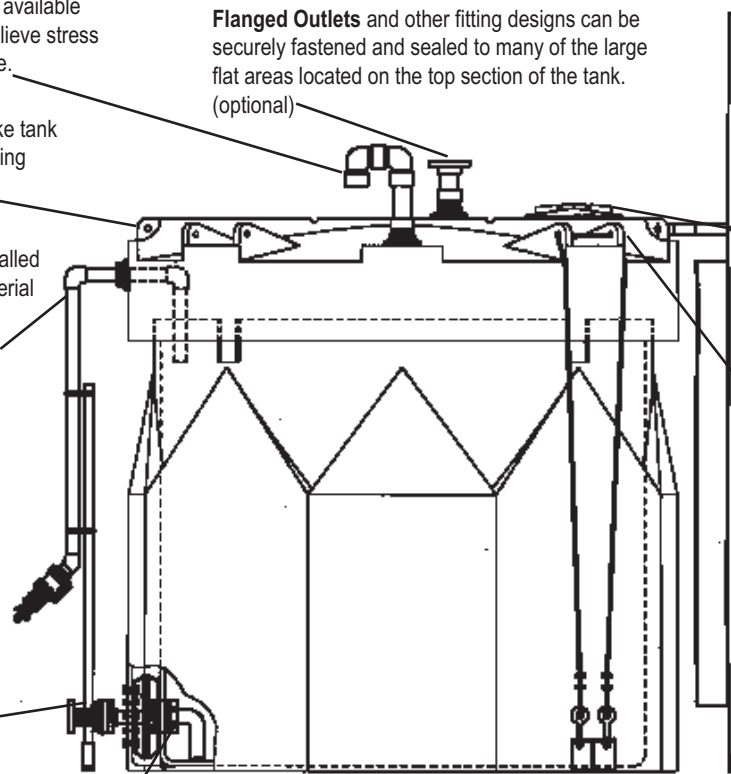
**U.F.O. (Unified Fitting Outlet)** is uniquely designed to mechanically seal fitting outlet through both the inner and outer tank walls. Material unloading is easier and more cost effective than pumping contents from the top of the tank. (optional)

**Flanged Outlets** and other fitting designs can be securely fastened and sealed to many of the large flat areas located on the top section of the tank. (optional)

**OSHA-Approved Ladders** are available with and without cages in fiberglass and steel construction.

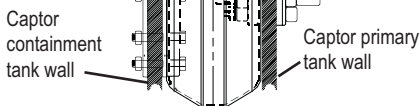
**Bolted and Threaded Manways** are available in sizes up to 24". Standard size is an 18" threaded manway.

**Molded-In Tie-Down Lugs** interface with optional cable restraint system to meet seismic zone 4 and 110 mph wind requirements.

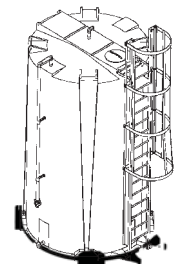


**Double-Wall Tank Construction** encloses and interlocks outer and inner tank to prevent rain, snow, and debris from entering outer containment tank.

**Outer Containment Tank** provides 115-120% of inner tanks capacity for added safety factor. Complies with 40 CFR-264.193.



Sectional Side View



**Tank-Saver Platform System** adds mobility and versatility, and can extend tank life. Available on 102" Captor, and 102" single wall tanks.



# OPEN TOP TANKS & CONTAINMENTS

Part No.	Style	Gallons	Diameter	Height
H15501--	VOT	115	32"	36"
5230--	VOT	150	33"	42"
H15502--	VOT	190	42"	30"
H15503--	VOT	290	42"	47"
H15406--	VOT	345	48"	46"
H13702--	VOT	650	60"	58"
5270--	VOT	700	64"	54"
H13703--	VOT	775	72"	44"
H13704--	VOT	975	60"	80"
5400-	VOT	1000	64"	80"
5420--	VOT	1250	86"	55"
H50301--	VOT	1350	72"	76"
H13706--	VOT	1450	60"	120"
H50305--	VOT	1550	96"	51"
5920--	VOT	1800	86"	76"
H50302--	VOT	1850	72"	109"
H50303--	VOT	1900	96"	62"
5940--	VOT	2500	102"	76"
H50304--	VOT	2500	96"	78"
H50306--	VOT	2600	120"	65"
H50702--	VOT	2850	96"	90"
5950--	VOT	3600	102"	108"
H52201--	VOT	4000	120"	83"
H52301--	VOT	4900	143"	72"
5960--	VOT	5800	120"	125"
H52202--	VOT	6100	120"	126"
5970--	VOT	6900	120"	146"
H52203--	VOT	6900	120"	141"
H52302--	VOT	7100	143"	103"
2701--	VOT	8500	137"B/149"T	130"
H52304--	VOT	10,850	143"	157"

## CYLINDRICAL OPEN TOP



Cylindrical open-top tanks can be utilized as primary process or mix tanks or for secondary containment of an inner tank. All open-top tanks are available in high-density linear polyethylene (HDLPE) – black and natural white color, which complies with FDA regulation 177.1520 and NSF standard 61, as well as cross-linked, high-density polyethylene (XLPE) – black and natural white color.

## USED OIL COLLECTION TANKS



- Unique tank-in-a-tank containment system provides 120% containment of tanks contents.
- Primary tank is black, Secondary containment tank is safety yellow.
- Complies with the latest EPA standards for waste oil storage containers CFR 40- 279.22.
- 2" top draw quick-connect drain coupling
- 12" hinged lockable manway for indoor or outdoor security.
- Debris strainer basket.
- Optional Tank Level Indicator.
- Maintenance free, won't rust, chip or dent.
- Vented, weather resistant design.
- Made from 100% recyclable polyethylene
- 120, 150, 275, 360 and 500 gallon sizes available.

## VERTICAL OPEN TOP



Vertical open-top containment tank designs incorporate an inward top flange lip, which provides optimum container structural integrity.

Part No.	Gallons	Diameter	Height	Optional Level Gauges
598000N89102	120	34"	49"	35900105
1000400N89102	150	34"	60"	35900104
1000500N89102	275	47"	60"	35900103
1000600N89102	360	53"	60"	35900103
1000800N89102	500	53"	79"	35900102



12" hinged lockable manway for indoor or outdoor security



Debris Strainer basket



2" top draw quick connect drain coupling with internal suction pipe.



Optional tank level indicator.

# HORIZONTAL TANKS



- Skids, saddles, cradles and side mounts for a wide range of stationary storage or mobile liquid transport applications.
- Material options for a diverse range of application requirements:
  - High-density linear polyethylene (HDLPE)\*-black and natural white color-Complies with FDA Regulation 177.1520 and NSF standard 61.
  - Cross-linked, high-density polyethylene (XLPE) - black and natural white color.
- \*Opaque white sodium hypochlorite resin #880059 (available on HLT's up to 525 gallons).
- \*Sulfuric acid resin #880046 (available on HLT's up to 525 gallons).
- Low-profile designs increase safety factors.
- Available in a wide variety of styles, 25 - 3,400 gallons.
- Horizontal products are available in specific gravities up to 1.9.
- All materials are UV stabilized for long-term outdoor service.



## RECTANGULAR (PCO)

Part No.	Gallons	Length	Width	Height	Manway
10943--	30	25"	19"	22"	6"
11743--	50	38"	20"	22"	6"
12043--	100	38"	30"	31"	10"
15743--	150	48"	36"	29"	10"
16643--	200	49"	37"	39"	10"
17243--	300	69"	38"	37"	18"

## HORIZONTAL LEG TANKS

Part No.	Gallons	Diameter	Length	Height	Manway
108--	30	23"	20"	26"	6"
106--	60	23"	39"	26"	6"
112--	125	30"	49"	35"	10"
128--	230	38"	52"	43"	10"
H13201--	300	38"	68"	44"	10"
132--	300	38"	72"	43"	10"
H14001--	500	49"	72"	55"	18"
140--	525	48"	75"	53"	10"
136--	730	54"	80"	58"	10"
130--	750	46"	117"	48"	18"
142--	1000	46"	154"	48"	18"
144--	1025	48"	139"	50"	18"
H14201--	1050	49"	154"	49"	18"
8440--	1600	56"	158"	60"	24"
10007--	1650	71"	142"	55"	18"
146--	1685	62"	159"	62"	18"
10023--	2000	84"	142"	55"	18"
751--	2000	62"	160"	70"	18"
8470--	2600	82"	155"	70"	24"
H75001--	2800	80"	174"	71"	18"
750--	3000	92"	142"	76"	18"
7520--	3400	82"	155"	86"	24"

Note: Hoops required on horizontal leg tanks 730 gallons and above.

## HORIZONTAL TANKS

Part No.	Gallons	Diameter	Length	Height	Manway
103--	25	23"	19"	27"	6"
105--	55	23"	38"	26"	6"
111--	110	30"	50"	34"	10"
113--	150	30"	60"	34"	10"
115--	150	32"	55"	37"	10"
123--	200	32"	71"	37"	10"
133--	300	38"	72"	42"	10"
135--	400	42"	72"	46"	10"
139--	500	48"	75"	52"	10"
141--	720	54"	82"	58"	10"
143--	1000	64"	87"	68"	10"
8460--	2500	84"	161"	72"	24"
8480--	3200	92"	177"	72"	24"

# OPEN TOP TANKS SYSTEMS



Open-top tanks come equipped with a standard lid cover and molded-in gallon/liter indicators. Standard lids incorporate unique rib designs to better support top-fitting installations.

OPEN TOP TANKS FLAT BOTTOM				
Part No.	Gallons	Diameter	Height	Lid Opening
1000100--	30	18"	31"	22"
568045001	55	22"	37"	26"
569045001	90	30"	36"	34"
570045001	120	30"	47"	34"
571045001	150	30"	57"	34"
572045001	200	36"	53"	40"
573045001	250	36"	65"	40"
574045001	275	42"	53"	47"
575045001	330	42"	63"	47"
576045001	360	48"	53"	53"
577045001	440	48"	64"	53"
578045001	500	48"	72"	53"

TANK STANDS		
Part No.	Stand	Nominal Bottom Clearance
137023	22" Dia.	12"
137001023	22" Dia.	18"
169023	30" Dia.	12"
169001023	30" Dia.	18"
173023	36" Dia.	12"
173001023	36" Dia.	18"
175023	42" Dia.	12"
175001023	42" Dia.	18"
176023	48" Dia.	12"
176001023	48" Dia.	18"



OPEN TOP TANKS "TOTAL DRAIN" BOTTOM				
Part No.	Gallons	Height w/12" stand	Height w/18" stand	Dia.w/stand
579045001	55	52"	58"	34"
580045001	90	52"	58"	42"
581045001	120	63"	69"	42"
582045001	150	73"	79"	42"
583045001	200	70"	76"	48"
584045001	250	81"	87"	48"
585045001	275	71"	77"	54"
586045001	330	80"	86"	54"
587045001	360	72"	78"	60"
588045001	440	82"	88"	60"
589045001	500	90"	96"	60"



# OPEN TOP TANKS SYSTEMS

**Mixer Mount Assembly** enables a wide variety of mixers to be attached and incorporated into batch tank system service capabilities. (optional)

**100% HDLPE Material Construction** complies with FDA Regulation 177.1520 and National Sanitation Foundation (NSF) standard 61.

**Top Stiffening Ribs** provide additional strength to help support top-fitting installations.

**Outward Top Tank Flange Design** provides optimum rigidity and strength.

**Flat and Total Drain Bottom Tank Configurations** are designed to interface with respective tank stands.

**Fitting Options** including welded, bolted or bulkhead types of fittings.



**Hinged Lid Design**

Superior all plastic hinge provides more reliable service and greater protection from dust and debris. Bolted and sealed lids also available. (optional)

**Replaceable/Disposable Liner System**

eliminates the need to clean the tanks interior surface before reuse. (optional)

**Molded in Gallon and Liter Markers** provide permanent gallonage indication for the life of the tank.

**Unique Stand Leg Design** provides strength and accessibility for forklift handling when tanks are full and empty with appropriate restraint banding. Also can be permanently mounted to the floor for long-term installations.

**Heavy-Duty Plastic Stand Design** is corrosion proof and available for both flat and total drain bottom tank configurations; stands elevate tanks 12" to 18" off the floor for fitting and piping clearance. (optional)

# CLOSED TOP TANK "TOTAL DRAIN" SYSTEMS

## CLOSED TOP TANKS "TOTAL DRAIN" BOTTOM W/PLASTIC STANDS

Part No.	Gallons	Height	Diameter	Top	Lid	O.D.	Height w/12" stand	Height w/18" stand
579045002	55	42"	26"	Flat	14"	34"	55"	61"
580045002	90	41"	34"	Flat	14"	42"	55"	61"
581045002	120	51"	34"	Flat	14"	42"	66"	72"
582045002	150	62"	34"	Flat	14"	42"	76"	82"
583045002	200	58"	40"	Flat	14"	48"	72"	78"
154045002	200	54"	40"	Domed	6"	54"	66"	72"
584045002	250	70"	40"	Flat	14"	48"	84"	90"
585045002	275	60"	47"	Flat	14"	54"	73"	79"
586045002	330	69"	47"	Flat	14"	54"	83"	89"
587045002	360	60"	53"	Flat	14"	60"	74"	80"
174045002	400	73"	45"	Domed	18"	60"	82"	88"
588045002	440	71"	53"	Flat	14"	60"	85"	91"
589045002	500	79"	53"	Flat	14"	60"	93"	99"
180045002	550	86"	48"	Domed	18"	60"	94"	100"
181045002	850	126"	48"	Domed	18"	60"	136"	N/A



Minimize waste and improve tank clean-out efficiencies with Snyder's total drain bottom tank designs. Total drainage can be achieved through both

welded fitting (open top only) and mechanically fastened bottom fitting arrangements.

# CONE BOTTOM TANKS



- Available in 30, 45 and 60-degree slopes, sizes range from 15-13,000 gallons.
- Material options for a diverse range of application requirements.
  - High-density linear polyethylene (HDLPE)\*- black and natural white color - Complies with FDA Regulation 177.1520 and NSF standard 61.
  - Cross-linked, high-density polyethylene (XLPE) - black and natural white color
- \*Opaque white sodium hypochlorite resin #880059
- \*Sulfuric acid HDLPE resin #880046
- Available with seismic zone 4 and UBC 110 mph wind restraint tie- down systems.
- Specific gravity ratings are based on the industry's most severe calculation.
- Standard specific gravity choices are 1.5 and 1.9, other ratings are available upon request. Maximum operating temperature is 100° F.
- All materials are UV stabilized for long-term outdoor service.



Smaller cone bottom tanks are ideal for small mix or batch applications.

Part No.	Gallons	Diameter	Cone Degree	Height in Stand	Manway
152--	15	17"	45	38"	17"
185--	17	19"	60	34"	10"
158--	35	30"	30	34"	10"
156--	65	30"	30	41"	10"
H15601--	70	32"	60	54"	8"
607--	110	30"	30	56"	10"
*H15604--	225	48"	30	55"	18"
*H15605--	325	48"	30	66"	18"
H15603--	475	60"	30	69"	18"
H18801--	500	60"	45	60"	18"
619--	500	64"	45	80"	18"
188--	500	86"	30	60"	10"
189--	1000	86"	30	66"	10"
5000--	1000	64"	45	117"	18"
8310--	1250	95"	30	91"	18"
190--	1400	86"	30	94"	10"
5010--	1500	64"	45	158"	18"
8330--	1600	95"	30	95"	18"
191--	1650	86"	30	110"	10"
5070--	2000	90"	30	125"	18"
5110--	2500	90"	30	148"	18"
8350--	2500	95"	30	125"	18"
5100--	2600	90"	45	160"	18"
5150--	3000	90"	30	167"	18"
8360--	3000	95"	30	141"	18"
5440--	3900	90"	30	203"	18"
5180--	4100	90"	45	216"	18"
5200--	4400	90"	30	222"	18"
7040--	5500	90"	30	255"	18"
5280--	6000	142"	30	159"	18"
7180--	6500	90"	30	296"	18"
5320--	7400	142"	30	179"	18"
5340--	11,500	142"	30	238"	18"
7490--	13,000	142"	30	260"	18"

\*Tank comes complete with poly stand only.



Large cone bottom tanks ranging in sizes from 2,500 to 13,000 gallons, are used to store and deliver up to 10,000 cubic ft. of bulk resins at a processing plant.