



Y Strainers

1/2" to 4" - PVC and Corzan® CPVC



Features

- Rated to 150 PSI
- FPM Seals
- Standard 1/32" perf screen
- All-Plastic Construction
- Easy Screen Access
- Can Be Used in Horizontal or Vertical Position

Options

- Stainless Steel Strainer Screens
- True Union Connections Available

Economical Protection

Hayward Y Strainers protect piping system components from damage caused by dirt or debris in the process media. They cost less than other types of strainers and are light-weight and very compact. Because they can often be supported by the pipeline alone, they work in applications where other strainers cannot.

Rugged Plastic Screens

Hayward Y Strainers are supplied with a 1/32" perforated plastic screen. This screen is ultrasonically welded, not glued, for superior strength. Screens fabricated from type 316 stainless steel are also available in openings from 1/2" down to super fine 325 mesh. All screens have an open area at least twice that of the equivalent pipe size cross-sectional area to minimize pressure drop.

Easy Clean Out

All sizes of Hayward Y Strainers feature a heavy-duty hex cap that permits quick and easy removal of the strainer screen when cleanout becomes necessary.

Adaptable Design

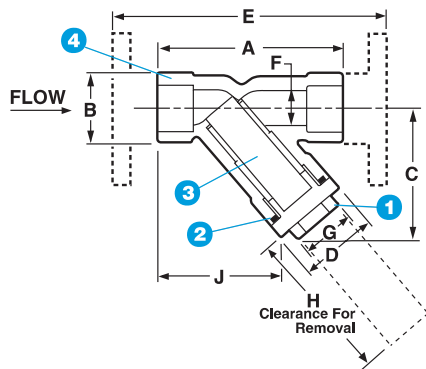
Hayward Y Strainers will work equally well in the horizontal or vertical position, simplifying piping system layout.

All Plastic Construction

Hayward Plastic Y Strainers will never rust or corrode – and they don't require painting or coating to survive corrosive environmental conditions.

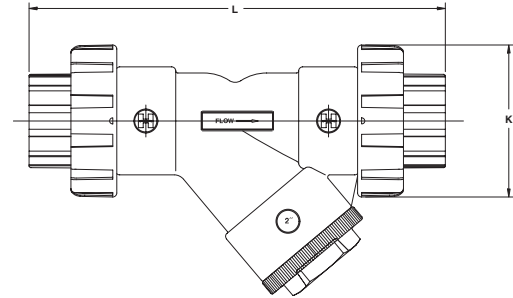


Technical Information



Parts List Y Strainer

1. Cap
2. O-Ring Seal
3. Screen
4. Body



Dimensions - Inches / Millimeters

Size	A	B	C	D	E	F	G	H	J	K	L	Weight (lb / kg)	
												Skt/Thd	Flg
1/2"	3.38 / 86	1.38 / 35	2.25 / 57	1.50 / 38	N/A	0.56 / 14	1.00 / 25	2.13 / 54	2.50 / 64	2.25 / 57	6.64 / 169	0.25 / .11	N/A
3/4"	4.18 / 106	1.69 / 43	2.88 / 73	2.00 / 51	N/A	0.81 / 21	1.25 / 32	2.75 / 70	3.00 / 76	2.63 / 67	7.42 / 188	0.63 / .29	N/A
1"	5.19 / 132	2.00 / 51	3.63 / 92	2.16 / 55	N/A	1.00 / 25	1.50 / 38	3.30 / 84	3.32 / 84	3.00 / 76	8.97 / 228	0.88 / .40	N/A
1-1/4"	6.63 / 168	2.63 / 67	4.50 / 114	2.94 / 75	N/A	1.25 / 32	2.00 / 51	4.50 / 114	4.45 / 113	4.75 / 120	13.01 / 330	1.75 / .80	N/A
1-1/2"	6.63 / 168	2.63 / 67	4.50 / 114	2.94 / 75	N/A	1.56 / 40	2.00 / 51	4.50 / 114	4.45 / 113	4.75 / 120	12.07 / 307	1.63 / .74	N/A
2"	7.63 / 194	3.38 / 86	5.38 / 137	3.75 / 95	11.00 / 279	2.00 / 51	2.38 / 60	5.06 / 129	4.88 / 124	4.75 / 120	13.05 / 331	3.00 / 1.4	5.00 / 2.3
2-1/2"	10.31 / 262	4.69 / 119	7.25 / 184	5.25 / 133	N/A	2.90 / 74	3.50 / 89	6.60 / 168	6.54 / 166	6.40 / 163	16.77 / 426	7.75 / 3.5	N/A
3"	10.31 / 262	4.69 / 119	7.25 / 184	5.50 / 140	14.37 / 365	2.90 / 74	3.50 / 89	6.60 / 168	6.54 / 166	6.40 / 163	16.77 / 426	7.50 / 3.4	12.25 / 5.7
4"	12.81 / 325	5.75 / 146	8.88 / 226	6.18 / 157	17.73 / 450	3.78 / 96	4.25 / 108	8.00 / 203	8.58 / 218	8.56 / 217	21.23 / 539	9.50 / 4.3	17.50 / 8.0

Cv Factors*

Size	Factor	Size	Factor
1/2"	4.0	2"	28
3/4"	6.8	2-1/2"	40
1"	9.0	3"	65
1-1/4"	12	4"	100
1-1/2"	28		

* With 1/32" plastic screen

Pressure Drop Calculations

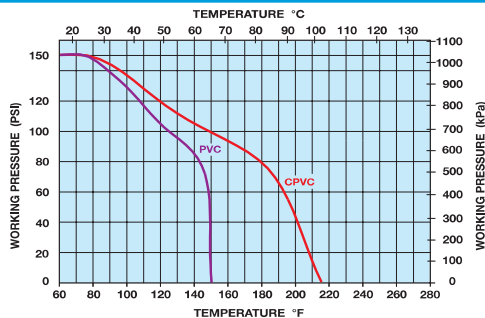
The pressure drop across the strainer, for water or fluids with a similar viscosity, can be calculated using the formula at the right:

$$\Delta P = \left[\frac{Q}{C_v} \right]^2$$

Where ΔP = Pressure Drop
 Q = Flow in GPM
 C_v = Flow Coefficient

The pressure loss across a valve or filter can be calculated using the system's flow rate and the Cv factor for that valve or filter. For example, a 1" strainer with a Cv factor of 8 will have a 4 PSI pressure loss in a system with a 16 gpm flow rate $(16 \div 8)^2 = 4$

Operating Temperature/Pressure



Selection Chart

Size	Material	End Connection	Seal	Rating
1/2" to 4"	PVC, CPVC	Thd, Skt, Flg*	FPM	150 PSI @ 70°F

* 1/2" to 1-1/2" not available with flanged connections

Strainer Screen Selection

- Y Strainers are furnished with a 1/32" perf plastic screen.
- Stainless steel strainer screens are available in these perfs: 1/32", 3/64", 1/16", 5/64", 7/64", 1/8", 5/32", 3/16", 1/4", 3/8", 1/2"; and in mesh sizes: 20, 40, 60, 80, 100, 200, 325



Y Strainers - Clear PVC



1/2" to 2"



Features

- Clear PVC construction
- Rated to 150 PSI
- FPM Seals
- Standard 1/32" Perf Screen
- All-Plastic Construction
- Easy Screen Access
- Can be Used in Horizontal or Vertical Position

Options

- Stainless Steel Strainer Screens

Clear PVC Construction

See how much dirt and debris have been trapped by the strainer screen in the Hayward Clear PVC Y Strainer. The translucent PVC body shows the strainer screen in operation. This helps determine when it needs cleaning based on a visual check of the amount of debris retained by the screen. These Y strainers are available in pipeline sizes up to 2" with socket or threaded connections, and are rated at a full 150 PSI.

Economical Protection

Hayward Y Strainers protect piping system components from damage caused by dirt or debris in the process media. They cost less than other types of strainers and are light-weight and very compact. Because they can often be supported by the pipeline alone, they work in applications where other strainers cannot.

Screens for All Applications

Hayward Y Strainers are supplied with a 1/32" perforated plastic screen. This screen is ultrasonically welded, not glued, for superior strength. Screens fabricated from type 316 stainless steel are also available in openings from 1/2" down to super fine 325 mesh. All screens have an open area at least twice that of the equivalent pipe size cross-sectional area to minimize pressure drop.

Easy Clean Out

All sizes of Hayward Y Strainers feature a heavy-duty hex cap that permits quick and easy removal of the strainer screen when cleanout becomes necessary.

Adaptable Design

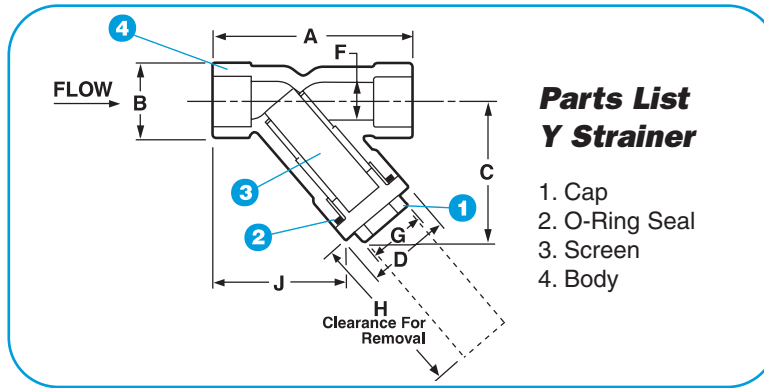
Hayward Y Strainers will work equally well in the horizontal or vertical position, simplifying piping system layout.

All Plastic Construction

Hayward Plastic Y Strainers will never rust or corrode – and they will not contaminate sensitive process media.



Technical Information



Parts List Y Strainer

1. Cap
2. O-Ring Seal
3. Screen
4. Body

Dimensions - Inches / Millimeters

Size	A	B	C	D	F	G	H	J	Weight (lb / kg) Skt / Thd
1/2"	3.38 / 86	1.38 / 35	2.25 / 57	1.50 / 38	0.56 / 14	1.00 / 25	2.13 / 54	2.50 / 64	0.25 / .11
3/4"	4.18 / 106	1.69 / 43	2.88 / 73	2.00 / 51	0.81 / 21	1.25 / 32	2.75 / 70	3.00 / 76	0.63 / .29
1"	5.19 / 132	2.00 / 51	3.63 / 92	2.16 / 55	1.00 / 25	1.50 / 38	3.30 / 84	3.32 / 84	0.88 / .40
1-1/4"	6.63 / 168	2.63 / 67	4.50 / 114	2.94 / 75	1.25 / 32	2.00 / 51	4.50 / 114	4.45 / 113	1.75 / .80
1-1/2"	6.63 / 168	2.63 / 67	4.50 / 114	2.94 / 75	1.56 / 40	2.00 / 51	4.50 / 114	4.45 / 113	1.63 / .74
2"	7.63 / 194	3.38 / 86	5.38 / 137	3.75 / 95	2.00 / 51	2.38 / 60	5.06 / 129	4.88 / 124	3.00 / 1.4

Cv Factors*

Size	Factor	Size	Factor
1/2"	4.0	1-1/4"	12.0
3/4"	6.8	1-1/2"	28.0
1"	9.0	2"	28.0

* With 1/32" plastic screen

Pressure Drop Calculations

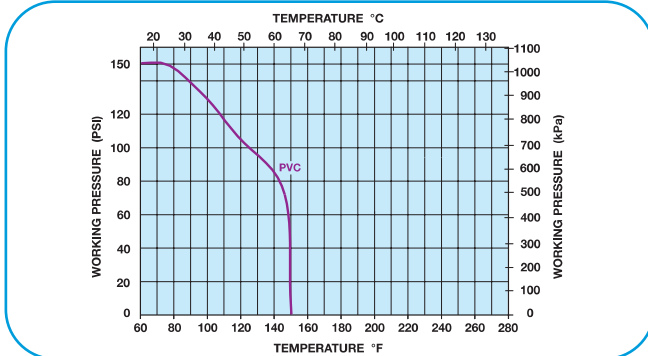
The pressure drop across the strainer, for water or fluids with a similar viscosity, can be calculated using the formula at the right:

$$\Delta P = \left[\frac{Q}{Cv} \right]^2$$

Where ΔP = Pressure Drop
 Q = Flow in GPM
 Cv = Flow Coefficient

The pressure loss across a valve or filter can be calculated using the system's flow rate and the Cv factor for that valve or filter. For example, a 1" strainer with a Cv factor of 8 will have a 4 PSI pressure loss in a system with a 16 gpm flow rate $(16 \div 8)^2 = 4$

Operating Temperature/Pressure



Selection Chart

Size	Material	End Connection	Seal	Rating
1/2" to 2"	Clear PVC	Thd or Skt	FPM	150 PSI @ 70°F

Strainer Screen Selection

- Y Strainers are furnished with a 1/32" perf plastic screen.
- Stainless steel strainer screens are available in these perms: 1/32", 3/64", 1/16", 5/64", 7/64", 1/8", 5/32", 3/16", 1/4", 3/8", 1/2"; and in mesh sizes: 20, 40, 60, 80, 100, 200, 325.